



California Department of Education
CALIFORNIA ELEMENTARY SCHOOL
CALIFORNIA SCHOOL DISTRICT

SSID: 9999999995
School Year: 2025–26
Grade: 5

FOR THE FAMILY OF:
JENNY M. LASTNAME
1234 MAIN ST UNIT 1234
YOUR CITY, CA 12345





What is the CAASPP?

The California Assessment of Student Performance and Progress (CAASPP) consists of assessments aligned with the state standards that outline the expectations for what students know and can do. Students in grades three through eight and eleven take the English language arts/literacy (ELA) and mathematics assessments. Students take the California Science Test (CAST) in grades five and eight, and once in high school. With each assessment, students are expected to write clearly, think critically, and solve problems.




If you have any questions about the assessments or your child’s results, you may contact your child’s teacher for more information.

What do the scores mean?

Students receive an overall score and an achievement level. There are four different achievement levels that describe students’ grade-level knowledge and skills:

-  Level 4: Advanced
-  Level 3: Proficient
-  Level 2: Developing
-  Level 1: Minimal

In addition, there is more detailed information about student performance in specific areas, which is reported as one of three categories:

-  Above Proficient
-  At or Near Proficient
-  Below Proficient

These results provide a measure of where students are in the development of their knowledge and skills. Assessment results are only one measure and should be combined with other information to better understand student achievement.



For more information about these tests—including sample test questions—visit <https://CA.StartingSmarter.org/>.

Jenny M. Lastname

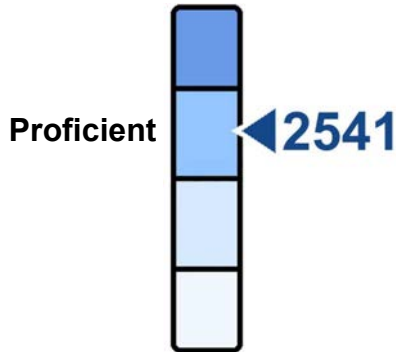


Smarter Balanced for English Language Arts/Literacy

Jenny's Overall ELA Score

Jenny demonstrated proficient grade-level knowledge and skills.

Level
3
Proficient

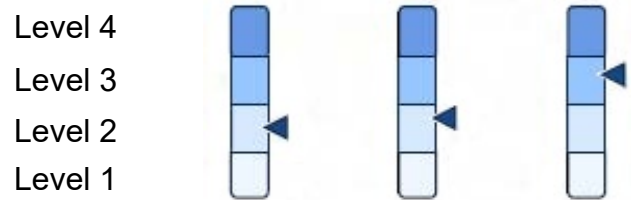


The score range for grade five is 2200–2730.

Jenny's Score History

Jenny's score increased from last year, enough to reach a higher level.

Grade	Grade 3	Grade 4	Grade 5
Score	2400	2460	2541
Level	Level 2	Level 2	Level 3



Standards for the next grade are higher than for the previous grade. As a result, students may need a higher score to stay in the same level as the previous year.

Jenny's Performance Areas



Reading and Listening

How well did Jenny understand written and spoken information?

At or Near Proficient



Writing and Research

How well did Jenny use research skills and communicate in writing?

Above Proficient



Smarter Balanced for Mathematics

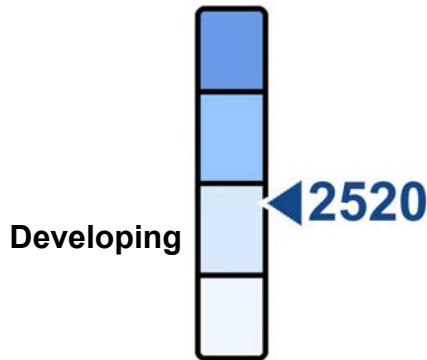
Jenny's Overall Mathematics Score

Jenny demonstrated developing grade-level knowledge and skills.

Level

2

Developing



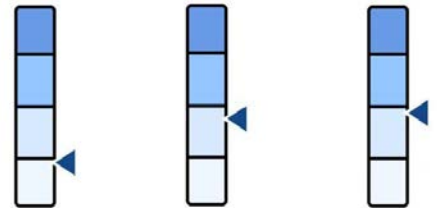
The score range for grade five is 2220–2740.

Jenny's Score History

Jenny's score increased from last year, but not enough to reach a higher level.

Grade	Grade 3	Grade 4	Grade 5
Score	2380	2467	2520
Level	Level 1	Level 2	Level 2

Level 4
Level 3
Level 2
Level 1



Standards for the next grade are higher than for the previous grade. As a result, students may need a higher score to stay in the same level as the previous year.

Jenny's Performance Areas



Concepts and Procedures

How well did Jenny apply mathematical concepts and procedures to solve problems?

At or Near Proficient



Mathematical Practices

How well did Jenny apply strategies to solve complex problems and explain the reasoning for the solution?

Below Proficient



Jenny's Essay Performance

Jenny was assigned a narrative essay as part of the test. Jenny's essay is scored in three categories and provides additional information about Jenny's writing. For more information, review the Understanding the Smarter Balanced Writing Extended Response Question document at <https://CAASPP-ELPAC.org/WER/>.

Organization/Purpose



Did the writing tell a complete story with a setting, character(s), and a clear sequence of events?

3 out of 4

Development/Elaboration



Were the experiences, characters, setting, and events clearly developed in the story? Did the writing make use of effective vocabulary, figurative language, and style?

3 out of 4

Conventions



Did the writing include correct sentence formation, punctuation, spelling, capitalization, and grammar?

1 out of 2

Jenny's Lexile® and Quantile® Measures

Lexile and Quantile measures are reported from the Smarter Balanced for ELA and Smarter Balanced for Mathematics assessments. Lexile measures show the level of text your child can read and understand independently. Quantile measures identify the mathematic skills and concepts your child is ready to learn next. To learn more about these measures and to access Lexile and Quantile resources to support learning, visit <https://Hub.Lexile.com/Family/>.

 **980L**

 **685Q**

How Jenny's Scores Compare

Smarter Balanced for ELA		
Your Child's Score	School Average	State Average
2541	2530	2492

Smarter Balanced for Mathematics		
Your Child's Score	School Average	State Average
2520	2577	2483