



California Department of Education
**CALIFORNIA ELEMENTARY SCHOOL
CALIFORNIA SCHOOL DISTRICT**

SSID: 9988776701
School Year: 2023–24
Grade: 5

FOR THE FAMILY OF:
JENNY M. LASTNAME
1234 MAIN ST UNIT 1234
YOUR CITY, CA 12345

What is the CAASPP?

The California Assessment of Student Performance and Progress (CAASPP) consists of assessments aligned with the state standards that outline the expectations for what students know and can do. Students in grades three through eight and eleven take the English language arts/literacy (ELA) and mathematics assessments. Students take the California Science Test (CAST) in grades five and eight, and once in high school. With each assessment, students are expected to write clearly, think critically, and solve problems.

If you have any questions about the assessments or your child's results, you may contact your child's teacher for more information.




What do the scores mean?

Students receive an overall score and an achievement level. There are four different achievement levels:

-  Level 4: Standard Exceeded
-  Level 3: Standard Met
-  Level 2: Standard Nearly Met
-  Level 1: Standard Not Met

The goal for all students is to reach the Standard Met or Standard Exceeded level, which means they met the expectations for their grade level.

There are performance areas for each assessment, which are reported as one of three levels:

-  Above Standard
-  Near Standard
-  Below Standard

These results provide a measure of where students are excelling and where they can improve. Assessment results are only one measure and should be combined with other information to better understand student achievement.



For more information about these tests—including sample test questions—visit <https://CA.StartingSmarter.org/>.

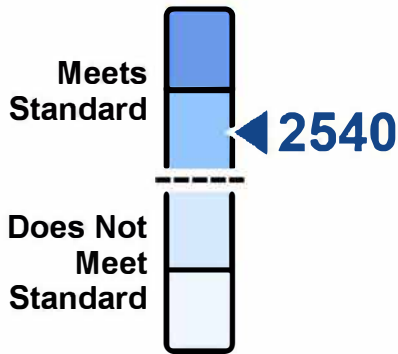


Smarter Balanced for English Language Arts/Literacy

Jenny's Overall ELA Score

Jenny's score of 2540 met the grade five standard.

Level
3
Standard Met

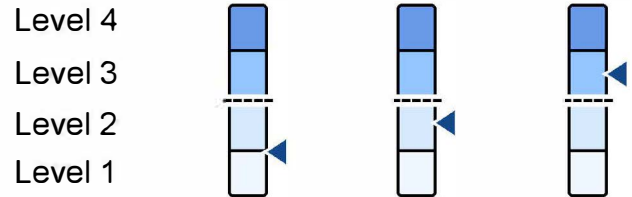


The score range for grade five is 2200–2730. A score of 2502 or higher meets the grade five standard.

Jenny's Score History

Jenny's score increased from last year, enough to reach a higher level.

Grade	Grade 3	Grade 4	Grade 5
Score	2366	2450	2540
Level	Level 1	Level 2	Level 3



The arrow represents how far Jenny's score is from reaching the next level. Standards for the next grade are higher than for the previous grade. As a result, students may need a higher score to stay in the same level as the previous year.

Jenny's Performance Areas



Reading and Listening

How well did Jenny understand written and spoken information?

Near Standard



Writing and Research

How well did Jenny use research skills and communicate in writing?

Near Standard

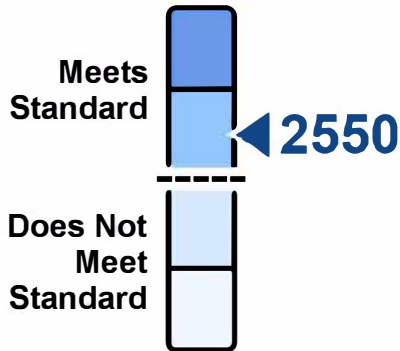


Smarter Balanced for Mathematics

Jenny's Overall Mathematics Score

Jenny's score of 2550 met the grade five standard.

Level
3
Standard Met

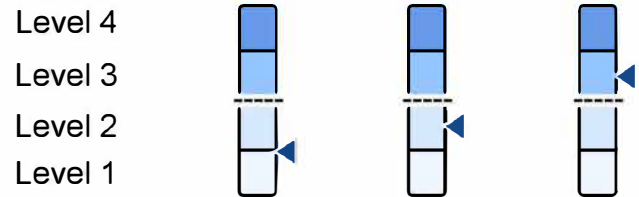


The score range for grade five is 2220–2740. A score of 2528 or higher meets the grade five standard.

Jenny's Score History

Jenny's score increased from last year, enough to reach a higher level.

Grade	Grade 3	Grade 4	Grade 5
Score	2380	2450	2550
Level	Level 1	Level 2	Level 3



The arrow represents how far Jenny's score is from reaching the next level. Standards for the next grade are higher than for the previous grade. As a result, students may need a higher score to stay in the same level as the previous year.

Jenny's Performance Areas



Concepts and Procedures

How well did Jenny apply mathematical concepts and procedures to solve problems?

Near Standard



Mathematical Practices

How well did Jenny apply strategies to solve complex problems and explain the reasoning for the solution?

Near Standard



Jenny's Essay Performance

Jenny was assigned a narrative essay as part of the test. Jenny's essay is scored in three categories and provides additional information about Jenny's writing.

Organization/Purpose

Did the writing tell a complete story with a setting, character(s), and a clear sequence of events?



2 out of 4

Development/Elaboration

Were the experiences, characters, setting, and events clearly developed in the story? Did the writing make use of effective vocabulary, figurative language, and style?



2 out of 4

Conventions

Did the writing include correct sentence formation, punctuation, spelling, capitalization, and grammar?



2 out of 2

Jenny's Lexile® and Quantile® Measures

Lexile and Quantile measures are reported from the Smarter Balanced for ELA and Smarter Balanced for Mathematics assessments. Lexile measures show the level of text your child can read and understand independently. Quantile measures identify the mathematic skills and concepts your child is ready to learn next. To learn more about these measures and to access Lexile and Quantile resources to support learning, visit <https://Hub.Lexile.com/Family/>.

 **980L**

 **915Q**

How Jenny's Scores Compare

Smarter Balanced for ELA		
Your Child's Score	School Average	State Average
2540	2515	2510

Smarter Balanced for Mathematics		
Your Child's Score	School Average	State Average
2550	2545	2540